

USENIX notes

USENIX MEMBER BENEFITS

Members of the USENIX Association receive the following benefits:

FREE SUBSCRIPTION to *login*, the Association's magazine, published six times a year, featuring technical articles, system administration articles, tips and techniques, practical columns on such topics as security, Perl, Java, and operating systems, book reviews, and summaries of sessions at USENIX conferences.

ACCESS TO ;LOGIN: online from October 1997 to this month:
www.usenix.org/publications/login/.

ACCESS TO PAPERS from USENIX conferences online:
www.usenix.org/publications/library/proceedings/

THE RIGHT TO VOTE on matters affecting the Association, its bylaws, and election of its directors and officers.

DISCOUNTS on registration fees for all USENIX conferences.

DISCOUNTS on the purchase of proceedings and CD-ROMs from USENIX conferences.

SPECIAL DISCOUNTS on a variety of products, books, software, and periodicals. For details, see www.usenix.org/membership/specialdisc.html.

FOR MORE INFORMATION regarding membership or benefits, please see www.usenix.org/membership/ or contact office@usenix.org. Phone: 510-528-8649

USENIX BOARD OF DIRECTORS

Communicate directly with the USENIX Board of Directors by writing to board@usenix.org.

PRESIDENT

Michael B. Jones,
mike@usenix.org

VICE PRESIDENT

Clem Cole,
clem@usenix.org

SECRETARY

Alva Couch,
alva@usenix.org

TREASURER

Theodore Ts'o,
ted@usenix.org

DIRECTORS

Matt Blaze,
matt@usenix.org

Rémy Evard,
remy@usenix.org

Niels Provos,
niels@usenix.org

Margo Seltzer,
margo@usenix.org

EXECUTIVE DIRECTOR

Ellie Young,
ellie@usenix.org

TO THE EDITOR

In the article about virtual firewalls that was published in the December 2005 edition of *login*, I mentioned that a full "shrink-wrapped" version of the virtual firewall would be made available on my Web site.

The latest version is now available at <http://www.cs.drexel.edu/~vp/VirtualFirewall/> as a VMware virtual machine configuration. The distribution is a compressed tar file of all the files required to configure and boot the VM for the virtual firewall.

The release creates a 1Gb virtual disk running OpenBSD 3.7.

Instructions on installing the booting the VM are provided on the site.

—Vassilis Prevelakis

THE USENIX ASSOCIATION FINANCIAL REPORT FOR 2005

ELLIE YOUNG

ellie@usenix.org

The following information is provided as the annual report of the USENIX Association's finances. The accompanying statements have been reviewed by Michelle Suski, CPA, in accordance with Statements on Standards for Accounting and Review Services issued by the American Institute of Certified Public Accountants. The 2005 financial statements were also audited by McSweeney & Associates, CPAs, whose unqualified opinion accompanies the complete financial statements. Accompanying the statements are several charts that illustrate where your USENIX and SAGE membership dues go. The Association's complete financial statements for the fiscal year ended December 31, 2005, are available on request.

FINANCIAL STATEMENT SUMMARY

USENIX continues to be a healthy organization. At the beginning of 2005, USENIX had budgeted for our having a modest surplus at year end in operations. However, we incurred a deficit of \$110K in operations, which was mainly due to a drop in membership revenue, and lower than projected attendance at the USENIX Annual Technical Conference. This deficit was covered by the interest and dividend income in the Reserve Fund. We ended the fiscal year with \$15K increase in net assets.

USENIX MEMBERSHIP DUES AND EXPENSES

USENIX averaged 5,400 members in 2005, a 7% drop from the previous year. Of these, half opted for SAGE membership as well.

Chart 1 on the facing page shows the total USENIX membership dues revenue (\$573K) for 2005, divided into membership types.

Chart 2 presents how those dues were spent. Note that all costs for producing conferences, including staff, marketing, and sales and exhibits, are covered by revenue generated by the conferences. Chart 3 describes how the money allocated to student programs, sponsorship of other conferences, and standards activities (\$263K) was spent in 2005.

Chart 4 shows how the USENIX administrative expenses were allocated. (The category "Misc." covers such items as renewals, taxes, licenses, consultants, temp help, training, etc.) Chart 5 shows where the \$164K in expenses to provide SAGE benefits and services was spent. (Note: SAGE member dues revenue was \$128K.)

**USENIX ASSOCIATION
STATEMENTS OF FINANCIAL POSITION
As of December 31, 2005 and 2004**

ASSETS	2005	2004 (Unaudited)
Current Assets		
Cash & cash equivalents	\$ 1,138,826	\$ 849,131
Receivables	47,081	86,417
Prepaid expenses	39,003	53,316
Inventory	5,913	10,829
Total current assets	1,230,823	999,693
Investments at fair market value (board designated reserve)	5,343,665	5,205,701
Property and Equipment		
Office furniture and equipment	477,724	464,569
Less: accumulated depreciation	(421,264)	(380,152)
Net property and equipment	56,460	84,417
Other assets	206,515	328,014
	<u>\$ 6,837,463</u>	<u>\$ 6,617,825</u>
LIABILITIES AND NET ASSETS		
Current Liabilities		
Accounts payable and accrued expenses	\$ 589,575	\$ 312,556
Accrued taxes payable	11,200	
Contributions held for OpenAFS	1,200	
Deferred Revenue	40,000	3,060
Total current liabilities	641,975	315,616
Long-term Liabilities	206,515	328,014
Net Assets		
Unrestricted Net Assets	5,988,973	5,974,195
Net Assets	<u>5,988,973</u>	<u>5,974,195</u>
	<u>\$ 6,837,463</u>	<u>\$ 6,617,825</u>

**USENIX ASSOCIATION
STATEMENTS OF ACTIVITIES
For the Years Ended December 31, 2005 and 2004**

	2005	2004 (Unaudited)
REVENUES		
Conference & workshop revenue	\$ 3,281,826	\$ 3,264,893
Membership dues	572,560	632,252
Product sales	12,858	8,825
SAGE dues & other revenue	128,039	145,673
General sponsorship	2,925	
Total revenues	3,998,208	4,051,643
OPERATING EXPENSES		
Conferences & Workshops	2,709,818	2,704,759
Membership, login:	387,520	428,755
Projects & GoodWorks	291,935	229,239
SAGE	164,111	208,757
Management and General	457,473	441,554
Fund Raising	97,782	112,885
Total operating expenses	4,108,639	4,125,949
Net operating surplus/(deficit)	(110,431)	(74,306)
NON-OPERATING ACTIVITY		
Donations	0	50
Interest & dividend income	171,766	161,436
Gains & losses on marketable securities	32,907	199,495
Investment fees	(59,267)	(66,348)
Other non-operating	(20,197)	(2,313)
Net investment income & non-operating expense	125,209	292,320
Increase/(decrease) in net assets	14,778	218,014
Net assets, beginning of year	5,974,195	5,756,181
Net assets, end of year	\$ 5,988,973	\$ 5,974,195

**USENIX ASSOCIATION
STATEMENTS OF FUNCTIONAL EXPENSES
For the Years Ended December 31, 2005 and 2004**

	Conferences and Workshops	Programs and Membership	Student Programs, Good Works and Projects	SAGE	Total Program	Management and general	Fund Raising	Total Support	2005 Total	2004 (Unaudited) Total
Operating Expenses										
Conference & workshop-direct	\$ 1,878,613				\$ 1,878,613			\$ 0	\$ 1,878,613	\$ 1,855,355
Personnel and related benefits:										
Salaries	510,820	124,085	17,541	73,607	726,054	209,682	66,623	276,305	1,002,359	1,048,123
Payroll taxes	38,013	9,234	1,305	5,478	54,030	15,604	4,958	20,561	74,591	101,586
Employee benefits	106,647	25,906	3,662	15,367	151,582	43,776	13,909	57,686	209,267	208,898
Membership/products		8,068			8,068			0	8,068	8,254
Membership/login:		137,433			137,433			0	137,433	164,866
SAGE expenses				52,061	52,061			0	52,061	39,630
Student programs, Good Works, and projects			263,473		263,473			0	263,473	200,083
General and administrative	175,725	82,794	5,954	17,598	282,071	188,411	12,292	200,703	482,775	499,154
	<u>\$ 2,709,818</u>	<u>\$ 387,520</u>	<u>\$ 291,935</u>	<u>\$ 164,111</u>	<u>\$ 3,553,384</u>	<u>\$ 457,473</u>	<u>\$ 97,782</u>	<u>\$ 555,255</u>	<u>\$ 4,108,639</u>	<u>\$ 4,125,949</u>

**USENIX ASSOCIATION
STATEMENTS OF CASH FLOWS
For the Years Ended December 31, 2005 and 2004**

	2005	2004 (Unaudited)
CASH FLOWS FROM OPERATING ACTIVITIES		
Change in net assets	\$ 14,778	\$ 218,014
Adjustments to reconcile increase in net assets to net cash provided by/(used for) operating activities:		
Depreciation	41,524	58,485
Net investment income designated for long-term purposes	(105,057)	(89,553)
Realized & unrealized gains on investments	(32,907)	(199,495)
Decrease in receivables	39,336	4,848
Decrease in inventory	4,916	5,690
Decrease/(Increase) in prepaid expense	14,313	(28,907)
Increase in accrued expenses	277,019	204,520
Increase in accrued taxes	11,200	
Increase/(Decrease) in deferred revenue	38,140	(9,940)
Total adjustments	288,484	(54,352)
Net cash provided by operating activities	303,262	163,662
CASH FLOWS PROVIDED BY/(USED FOR) INVESTING ACTIVITIES:		
Purchase of investments	(2,423,109)	(2,832,308)
Sale of investments	2,423,109	2,832,308
Disposition of equipment	1,643	
Purchase of property & equipment	(15,210)	(20,029)
Net cash used for investing activities	(13,567)	(20,029)
Net change in cash & equivalents	289,695	143,633
Cash & equivalents, beginning of year	849,131	705,498
Cash & equivalents, end of year	\$ 1,138,826	\$ 849,131

Chart 1: USENIX Member Revenue Sources 2005

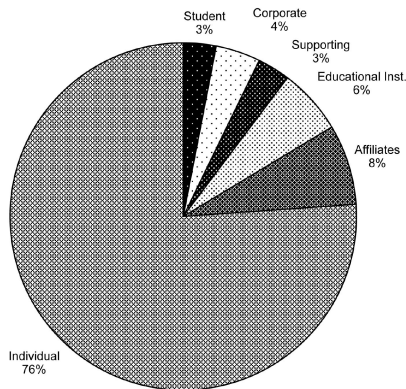


Chart 2: Where Your 2005 Membership Dues Went

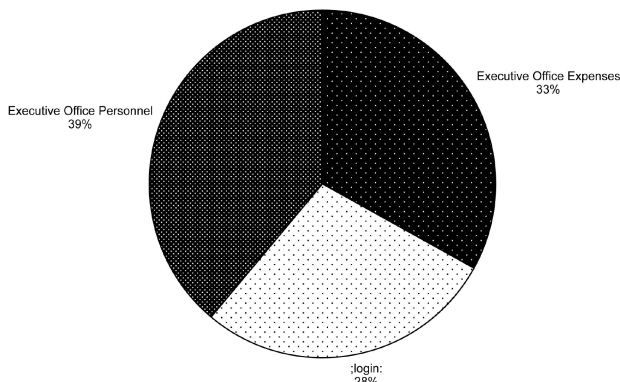


Chart 3: Student & Support for Other Programs Expenses 2005

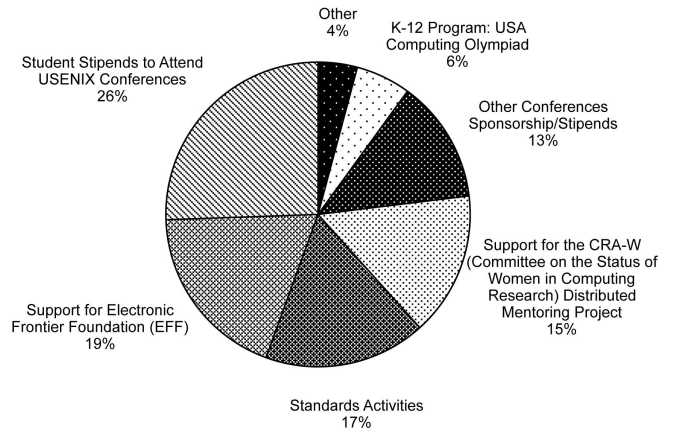


Chart 4: USENIX Administrative Expenses 2005

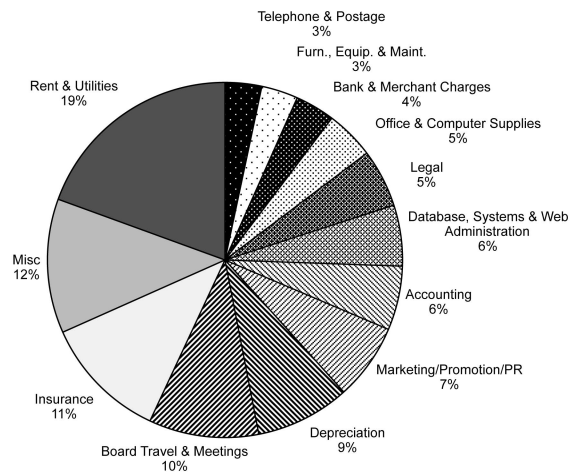
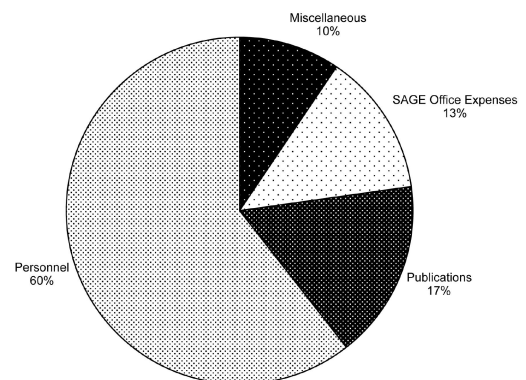


Chart 5: SAGE Expenses 2005



**SUMMARY OF USENIX
BOARD OF DIRECTORS
MEETINGS AND ACTIONS**

ELLIE YOUNG,
Executive Director

The following is a summary of the actions taken by the USENIX Board of Directors from March through June 30, 2006.

CONFERENCES

A proposal from Dan Geer to co-locate and sponsor a first-time securitymetrics.org workshop at USENIX Security '06 was approved.

**CRA IMAGE OF COMPUTING
TASK FORCE**

USENIX will contribute \$10K in 2006 toward funding a full-time professional to develop messages and deliver strategies to create a more positive image of computing as a career. Other sponsors, such as Microsoft, HP, ACM, and CRA, will provide funds as well.

SPONSORSHIP

It was agreed that USENIX would sponsor the 2006 BSDCan conference at a \$5,000 level. It also was agreed to support the 2006 Grace Hopper Women in Computing Conference at a \$10,000 level.

NEW SUPPORTING/SPONSORSHIP CLASS

It was agreed to create new levels of sponsorship: Supporter, \$5,000; Partner, \$6,000–\$49,000; Patron, \$50,000 and up. For information on the benefits offered at each level, please contact cat@usenix.org or ellie@usenix.org.

FINANCES

Registration fees for the 2006 Security Symposium were raised by \$20 to cover an anticipated shortfall in revenue for the event.

To keep up with rising costs, the registration fees for the LISA '06

technical sessions were raised by \$20/day; workshop fees will be \$150.

Booth fees for vendors will be raised for the first time in four years, by \$195, effective Sept. 1.

A new remuneration package for tutorial instructors was approved.

It was moved to thank everyone involved in the successful audit of the 2005 finances.

A revised budget was approved. It has a projected deficit and includes spending up to \$50,000 for a feasibility study and subsequent migration to another database system for the Association.

AWARDS

It was agreed to work with the membership in instituting some new awards. Evard and Cole will put together a proposal.

SPECIAL INTEREST GROUPS

A proposal to change the USENIX policy document to reflect the current situation regarding Special Interest Groups and the status of SAGE and to remove the old language related to Special Technical Groups was adopted, as follows:

10. Special Interest Group: SAGE

SAGE is a Special Interest Group of the USENIX Association. Its goal is to serve the system administration community by:

- Establishing standards of professional excellence and recognizing those who attain them
- Promoting activities that advance the state of the art or the community
- Providing tools, information, and services to assist system administrators and their organizations
- Offering conferences and training to enhance the technical and managerial capabilities of members of the profession

SAGE is a class of membership within USENIX. Members can

join SAGE in addition to their USENIX membership or join as a SAGE-only member.

SAGE SIG governance: SAGE is overseen by a subcommittee of the USENIX Board of Directors. The USENIX staff and SAGE members develop and deliver benefits and programs.

NEXT MEETINGS

The next regular meetings of the USENIX Board of Directors will be held on August 3–4 in Vancouver, B.C., Canada, and on December 5 in Washington, D.C.

2006 USENIX AND STUG AWARDS

USENIX LIFETIME ACHIEVEMENT AWARD

The 2006 “Flame” Award was awarded to Radia Perlman for her many contributions to networking in routing (link state distribution), as well as in security (sabotage-proof networks). In particular, USENIX acknowledges Dr. Perlman’s work in developing the spanning tree algorithm that is de rigueur in all LAN products in use today. She is currently a Distinguished Engineer at Sun Microsystems.

SOFTWARE TOOLS USER GROUP AWARD

The 2006 STUG Award was given to Bram Cohen for his work on BitTorrent, one of the most popular file distribution methods on the Internet. USENIX feels that BitTorrent is a software tool that, like the namesake of this award, provides “significant enablement” to users of the Internet and makes files, regardless of content, much more widely available to all.

For more information on these awards, see www.usenix.org/about/flame.html and www.usenix.org/about/stug.html.